

RECENT ACHIEVEMENTS, CURRENT STATUS, OUTLOOK OF THE SWG CIVIL WORKS PROGRAM, WITH FOCUS ON THE STATUS OF IIJA AND WRDA

Nicholas Laskowski P.G.
Chief, Programs Management Branch
Galveston District
Date: 23 February 2022



US Army Corps
of Engineers®





OUTLINE



1. Revolutionizing Civil Works
2. Civil Works Budget Process
3. Recent History Funding (FY12-21)
4. Infrastructure Investment and Jobs Act (PL117-58)
5. Forecasting the Program (FY22-24+)
6. Water Resources and Development Act
7. Summary
8. Question & Answers





1. REVOLUTIONIZING CIVIL WORKS



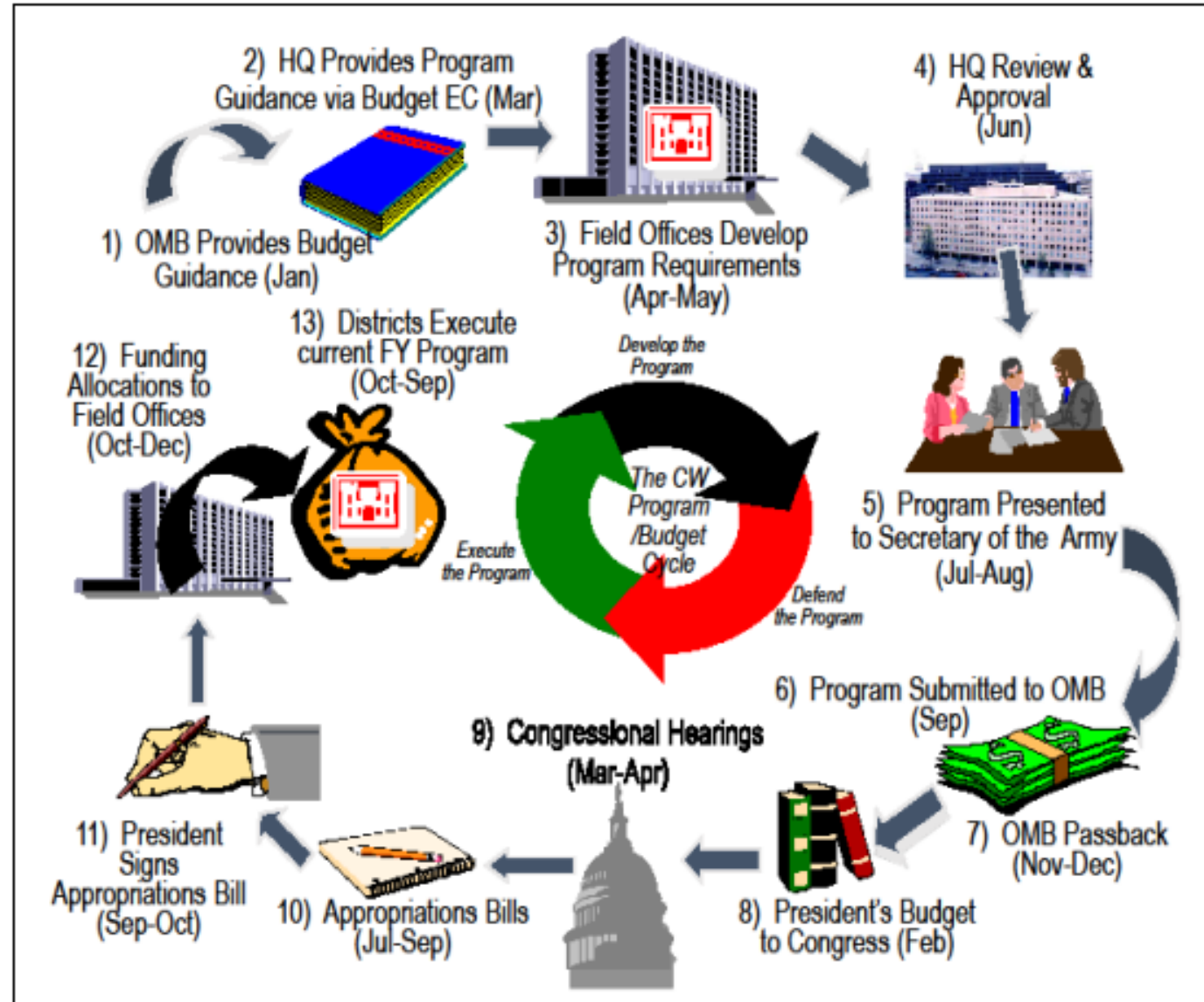
1. 100% NFS sponsor Funding (MSC)
2. P3 – Using Industry (BIH)
3. 100% WIK in Excess of Cost Share (SNWW)
4. WIK and Cost Share – (HSC-starting PED early...etc.)
5. Traditional (Normal Cost Share – receipt of appropriations)
6. Accelerated Funding (CCSC/Freeport Harbor)
7. Advanced Funding (MSC type, without payback)
8. Excess cost share (5 mill requested overage from Cedar)
9. Section 203 (SNWW)
10. 1043(b) (Clear Creek)
11. BBA18 – (S2G – 100% Fed, 30-year payback)
12. IIJA – (????? We shall see with implementation guidance)



*Cedar Bayou
Navigation District*



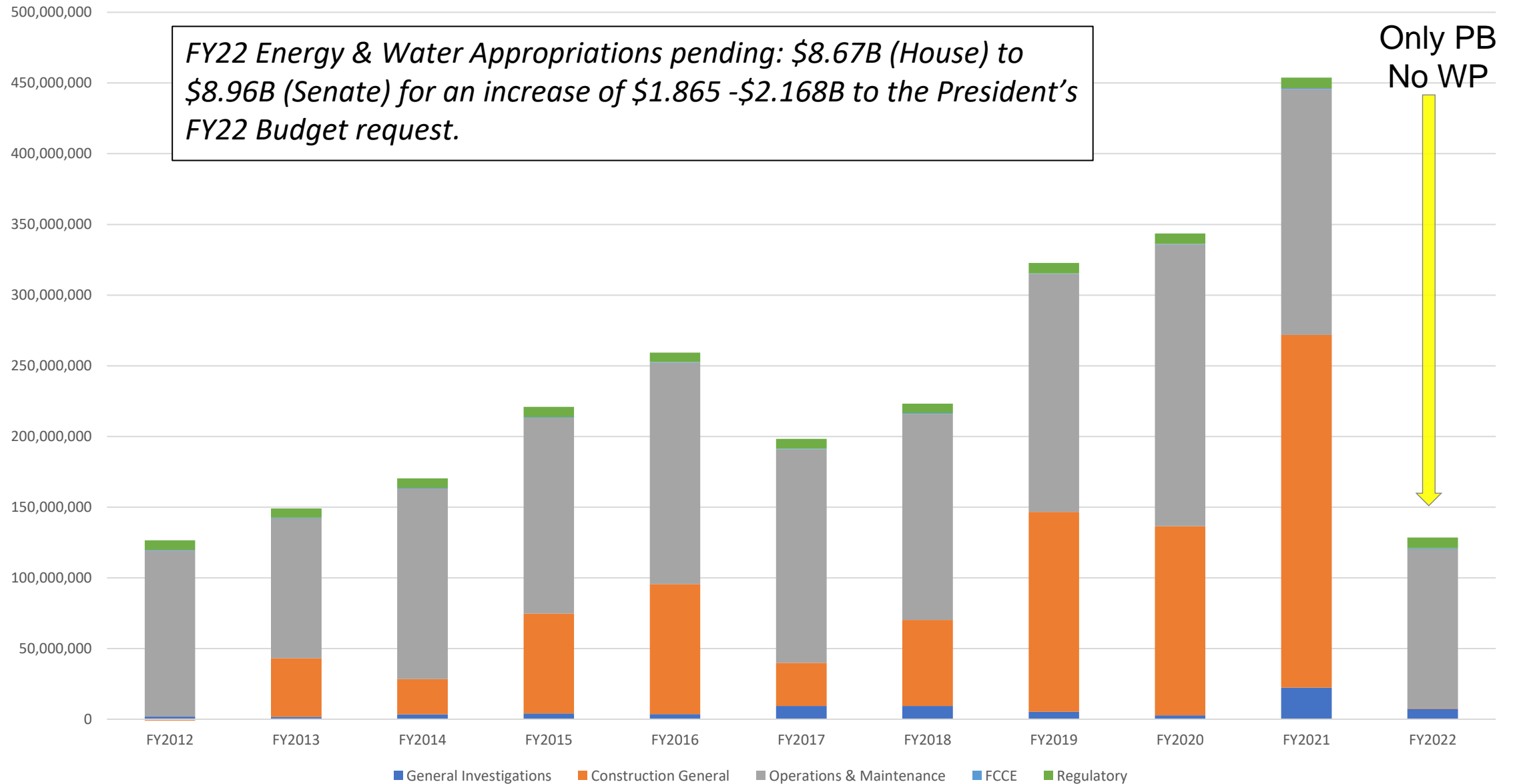
2. CIVIL WORKS BUDGET PROCESS





3. RECENT HISTORY FUNDING (FY12-22)

Regular Funding Allocations (10-Year Trend)





BIPARTISAN BUDGET ACT OF 2018



NATIONAL FUNDING

\$17,398,000,000

SOUTHWESTERN DIVISION

\$5.1B FUNDING

\$205.4M Short-Term / \$4.8B Long-Term

40 TOTAL PROJECTS

GALVESTON DISTRICT

9 Construction Projects

4 Investigation Projects

11 O&M Projects

10 ECCE Projects

34 TOTAL PROJECTS



SUPPLEMENTAL BBA 18 FUNDING (P.L. 115-123)



Title IV - Corps of Engineers

- **Investigations – 15.6M**
 - \$75 M (of \$135 M total) for States and areas impacted by Harvey, Irma, and Maria
 - Full Federal expense
 - Reduce flood and hurricane risk
- **Construction – 4.4B**
 - \$10.425 B (of \$15 B total) for States and areas impacted by Harvey, Irma, and Maria
 - NFS cash contribution financed over 30 years post construction completion
 - Construct flood and storm damage reduction projects authorized/Chief's Reports/studies under investigations
- **O&M – 146.7M**
 - Maintain projects affected
- **FCCE – 51.9M**
 - Restore Completed Federal Projects
- **Implementation Guidance and Investment Program:**

<https://www.usace.army.mil/Missions/Civil-Works/Budget/>

Long-Term Portfolio

Investigation	
Brazos River, Fort Bend County, TX	\$3,000
Buffalo Bayou and Tributaries Resiliency Study, TX	\$6,000
Coastal Texas Protection and Restoration Study, TX	\$3,604
Houston Regional Watershed Assessment, TX	\$3,000
	\$15,604

Construction	
Brays Bayou, TX (14 Elements)	\$75,000
Buffalo Bayou and Tributaries, TX (\$141,549)	\$1,454
Clear Creek, TX (4 Elements)	\$187,174
Hunting Bayou, TX (4 Elements)	\$65,000
Lower Colorado River Phase 1 (Wharton), TX (3 Elements)	\$73,290
Sabine Pass to Galveston Bay, TX (Orange)	\$2,363,524
Sabine Pass to Galveston Bay, TX (Freeport)	\$711,733
Sabine Pass to Galveston Bay, TX (Port Arthur)	\$881,877
White Oak Bayou, TX (4 Elements)	\$45,000
	\$4,404,052

4,618,265,000 BBA18 for SWG

Short-Term Portfolio

O&M	
Buffalo Bayou and Tributaries, TX (3 elements)	\$10,545
Cedar Bayou, TX	\$3,500
Channel to Port Mansfield, TX (2 elements)	\$17,000
Corpus Christi Ship Channel, TX (2 elements)	\$32,500
Galveston Harbor and Channel, TX	\$7,000
GIWW, Channel to Victoria, TX	\$2,500
Gulf Intracoastal Waterway, TX (2 elements)	\$26,000
Houston Ship Channel, TX (4 elements)	\$30,000
Mouth of the Colorado, TX	\$6,000
Sabine-Neches Waterway, TX	\$9,000
Wallisville Lake, TX (2 elements)	\$2,675
	\$146,720

FCCE	
Brays Bayou, TX	\$2,700
Freeport Hurricane Protection Levee, TX	\$8,300
Port Arthur & Vicinity, TX	\$3,900
Sims Bayou, Houston, TX	\$1,000
Texas City Hurricane Flood Protection Levee, TX (A/B)	\$32,789
Vince Bayou, TX	\$400
White Oak Bayou, TX	\$2,800
	\$51,889



4. INFRASTRUCTURE INVESTMENT AND JOBS ACT

Also known as the Bipartisan Infrastructure Bill

- Signed into law on 15 November 2021, the IIJA provides USACE ~\$17.1B in emergency appropriations to various accounts.
- **SWG** received 176.915M
 - **GI** = 0
 - **CG** = 142.515M *Houston Ship Channel Barbour's Cut*
 - **O&M** = 34.4M: *GIWW 14.7M, Matagorda 4M, Mouth of Colorado 5.3M, Wallisville 10.4M.*

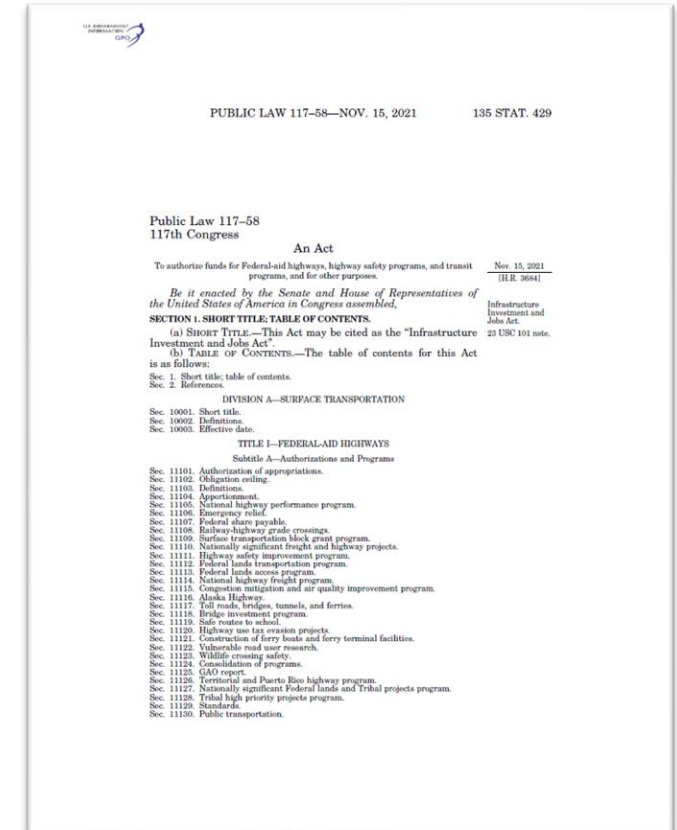
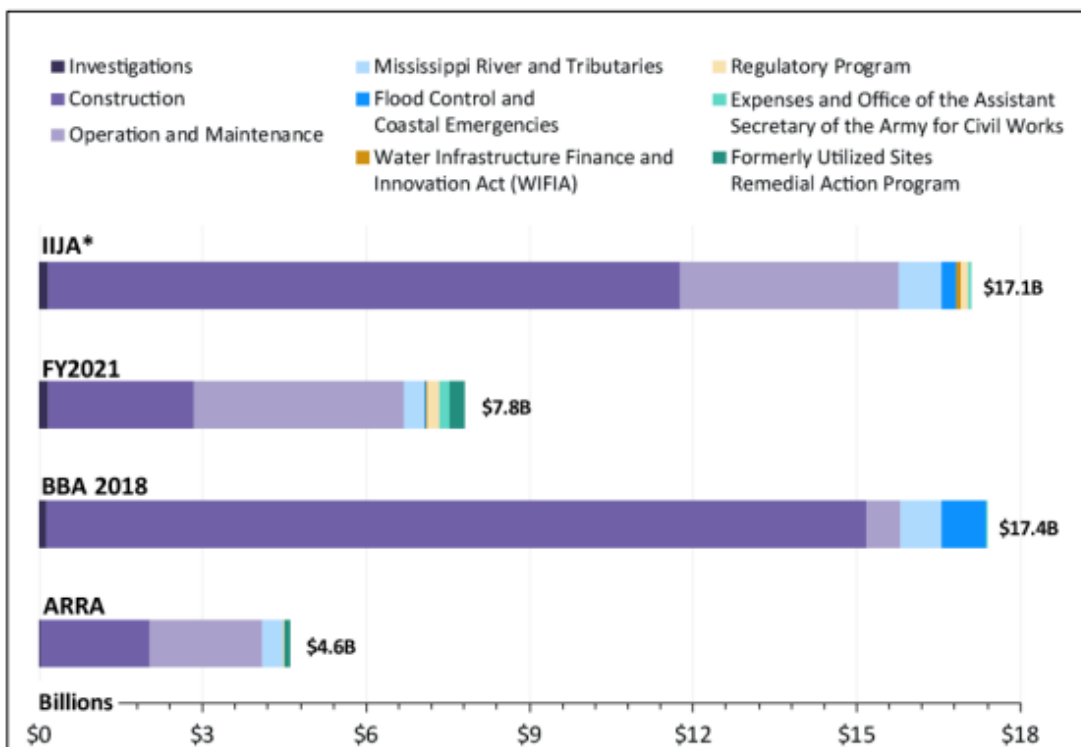




Figure 1. IIJA's USACE Funding in Context of Other USACE Appropriations and Selected IIJA Designated Uses, by Account

(amounts are nominal and in billions [B] or millions [M] of dollars)



*IIJA Funding of USACE Accounts and Selected Designated Uses of IIJA Funds

Construction - (\$11,615M) Harbors and Navigation Channels - \$1,500M Inland Waterways - \$2,500M Coastal Storm Risk Management - \$2,550M Inland Flood Risk Management - \$2,500M Aquatic Ecosystem Restoration - \$1,900M Continuing Authorities Programs - \$465M Environmental Infrastructure - \$200M	Operation and Maintenance - (\$4,000M) FY2022 - \$2,000M FY2023 - \$1,000M FY2024 - \$1,000M	Flood Control and Coastal Emergencies - \$251M Regulatory Program - \$160M Investigations - \$150M
	Mississippi River and Tributaries - (\$808M) Studies, Construction, Operation, and Maintenance - \$550M Actions to Address Emergency Situations - \$258M	WIFIA - \$75M Expenses - \$40M USACE IIJA Total \$17,099M

Funding as Allocated

	LAW PL 117-58	Funding Pots	22 IIJA Workplan	23 IIJA Workplan	24 IIJA Workplan	Remaining
CG	11,150,000,000	11,150,000,000	7,289,574,736			3,860,425,264
CAP	465,000,000	465,000,000	93,655,223			371,344,777
FCCE	251,000,000	251,000,000	211,000,000			40,000,000
GI	150,000,000	150,000,000	109,456,000			40,544,000
MRT	808,000,000	808,000,000	807,965,450			34,550
OM	4,000,000,000	4,000,000,000	2,000,000,000			2,000,000,000
REG	160,000,000	160,000,000				160,000,000
EXP	40,000,000	40,000,000				40,000,000
WIFIA	75,000,000	75,000,000				75,000,000
TOTAL	17,099,000,000	17,099,000,000	10,511,651,409			6,587,348,591

<https://www.usace.army.mil/missions/civil-works/budget/>

Bottom Line: There is more funding to be allocated.

Sources: CRS using P.L. 117-58, P.L. 116-260 (Consolidated Appropriations Act, 2021), P.L. 115-123 (Bipartisan Budget Act of 2018, BBA 2018), and P.L. 111-5 (American Recovery and Reinvestment Act of 2009, ARRA).

<https://crsreports.congress.gov/product/pdf/download/IN/IN11723/IN11723.pdf/>



5. FORECASTING THE PROGRAM (FY22-24+) BY NO MEANS EXHAUSTIVE

Outside of this Layout below (separate discussion)

- O&M Reoccurring Work <https://experience.arcgis.com/experience/d4ba5e6561334e259297f0a50bc47127>
- S2G Work
- **FY22 – Workplan and “Community Project Funding” possible.**
 - Mission Requirements: (FCCE) Texas City I-Wall, (OM) Mouth of Colorado: Dredging, (OM) Matagorda: Dredging, (OM) GIWW: PA work, BU sites and Erosion protection, (OM) Wallisville Lake: rehab tainter gates, construct stop logs, construct boat launch facility, (CG) Freeport Harbor Bend Easing, (CG) HSC Barbers Cuts Channel, Possible additional: (CG) SNWW dredging/PA work.
- **FY23 – PB23 not yet released, nor FY23 IIJA.**
 - Capability: (CG) BIH: Phase 2 PA and Dredging, (CG) CCSC: Inner Harbor & Eco-site, (CG) MSC: Advanced funding offshore to port, (CG) Freeport Harbor: Upper TB to Lower TB, Offshore & Upper Stauffer, (CG) Galveston Extension: Deepen last ~2,600ft of channel, (CG) HSC: Glendale and Filterbed PA work & Dredging Sims to Main TB, possibly Boggy Bayou to Sims, (CG) SNWW: Sabine Offshore, Anchorage Basin 8 & 4.
- **FY24 – Budget being developed.**
 - Forecasted Capability: Same as above with the addition of: (CG) HSC Boggy Bayou to Sims & (CG) SNWW: Port Arthur Canal and Willow Bayou Mitigation.



6. WATER RESOURCES AND DEVELOPMENT ACT



11

1. Indications are 2022 WRDA will happen:

2. Likely Legislative Inclusions:

A. Chief Reports

I. Coastal Texas Protection and Restoration, TX

B. Section 7001 Reports

A. <https://transportation.house.gov/water-resources-development-act-of-2022/reports>

#WRDA2022

C. Other Sections

A. TBD

D. Section 7001 Proposals Submittal Period opens up **30APR to 30AUG**

A. **This will be for consideration for WRDA 2024**

A. <https://www.usace.army.mil/Missions/Civil-Works/Project-Planning/WRRDA-7001-Proposals/>

WRDA 2022
WATER RESOURCES DEVELOPMENT ACT



7. SUMMARY



1. SWG leads in revolutionizing project delivery methods.
2. Regular Program funding has steadily increased but rely heavily on workplan.
3. BBA 18 Portfolio continues and provides local, regional, and National benefits.
4. IIJA funding for FY23 and FY24 is still anticipated.
5. Anticipate construction work upcoming so be ready.
6. WRDA is just around the bend, anticipate new special provisions.





8. QUESTIONS

