

KEYNOTE SPEAKER



Kimberly Denasi
Chief Executive Director
Galveston Park Board



U.S. ARMY



**US Army Corps
of Engineers®**
Galveston District



**GALVESTON
PARK BOARD**





Building Resiliency Through Partnerships

Kimberly Danesi, CEO

Recognitions



Agenda

1. Collaboration Overview
2. Economic Impact
3. Projects Moving Forward







Babe's Beach Ribbon Cutting

2017






Intersection for Collaboration

Opportunity

- Previous relationship based on permitting authorities only
- No clear local lead for beach nourishment
- Last nourishment project took place in 2009

Advantages

- Galveston District Offices
- D.C. Advocate who is familiar with coastal projects
- IDC funding mechanism
- Beach Maintenance Advisory Committee input





US Army Corps
of Engineers®



ERDC/CHL TR-16-13

Coastal and Hydraulics Laboratory



US Army Corps
of Engineers®
Engineer Research and
Development Center

ERDC
INNOVATIVE SOLUTIONS
for a safer, better world

Galveston Island, Texas, Sand Management Strategies

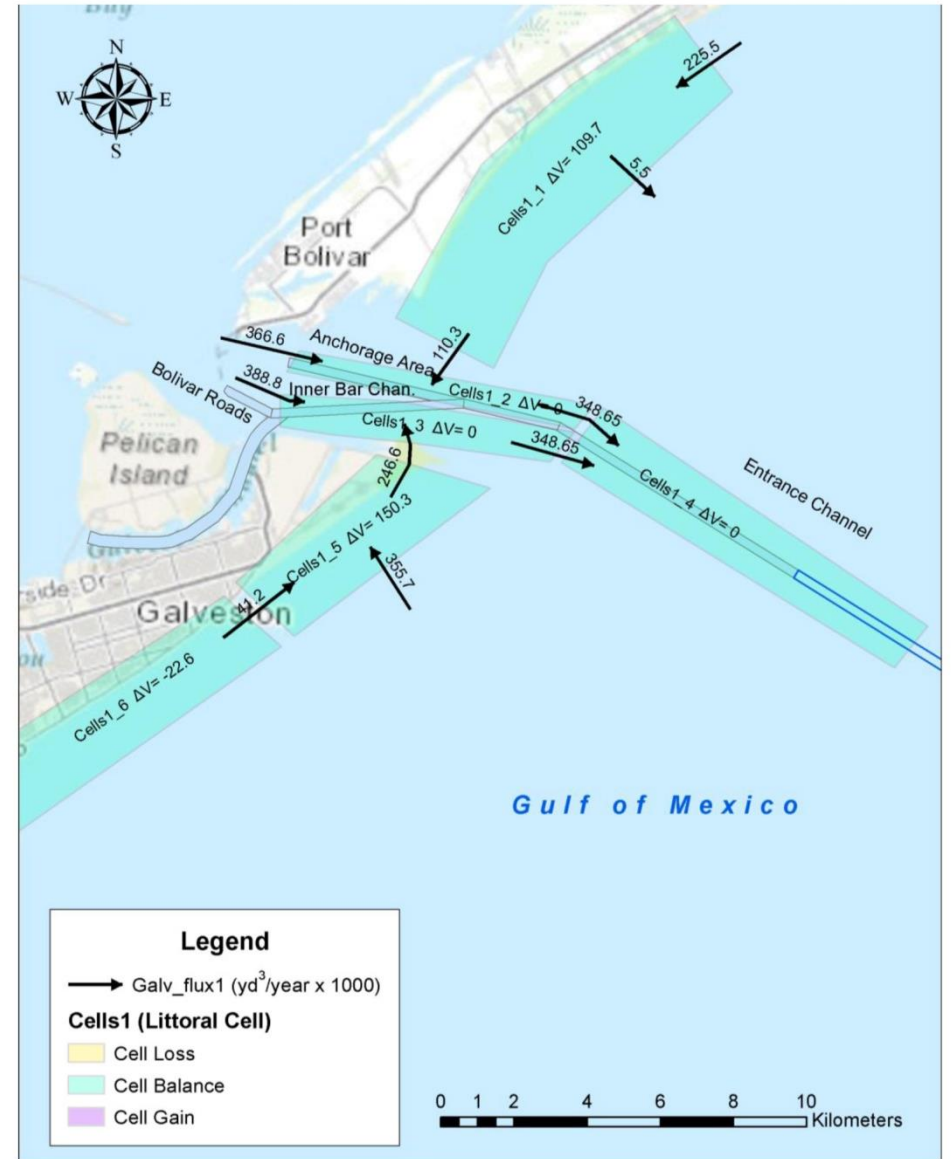
Ashley E. Frey, Andrew Morang, and David B. King

July 2016



Approved for public release; distribution is unlimited.

Figure 10. Sediment budget cells in the Galveston Entrance area. Units are in $\text{yd}^3/\text{yr} \times 1000$. ΔV represents volume change in each cell (beach accretion or erosion).




Strategic Planning

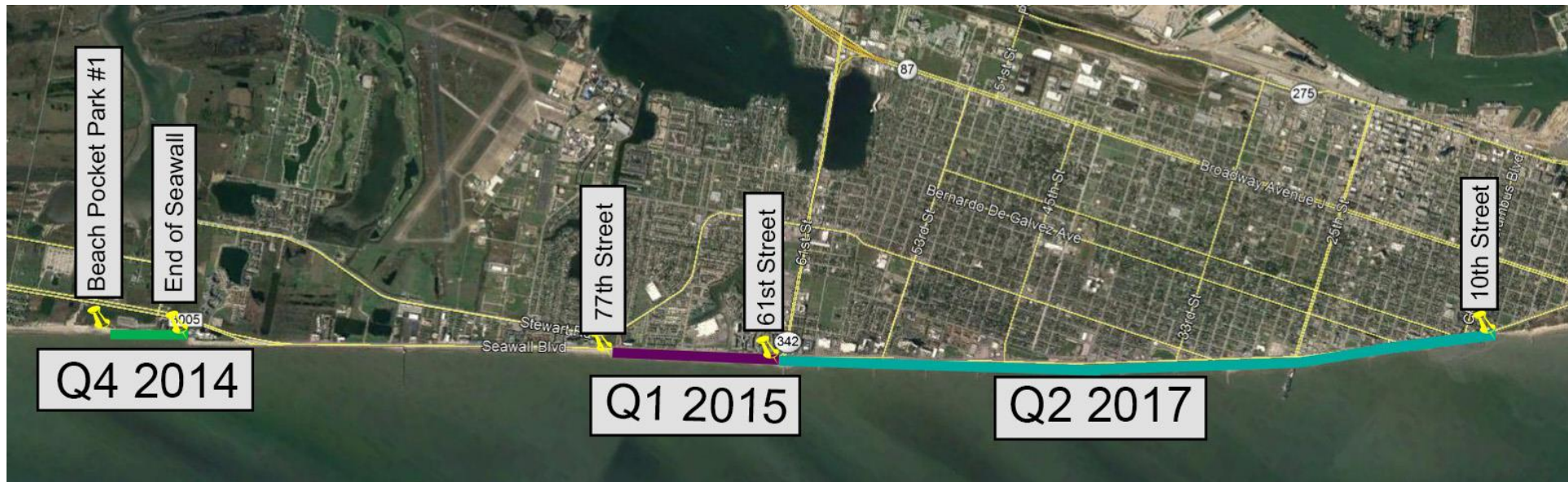
Knowing there is a need for continuous nourishment, how do we ensure long term needs are met?

- Identified Funding opportunities at the Federal and State level
- Sand Sourcing
- Amended Permits with Sand Sourcing Data
- Researched alternatives

Now it's time to Nourish our Beaches...

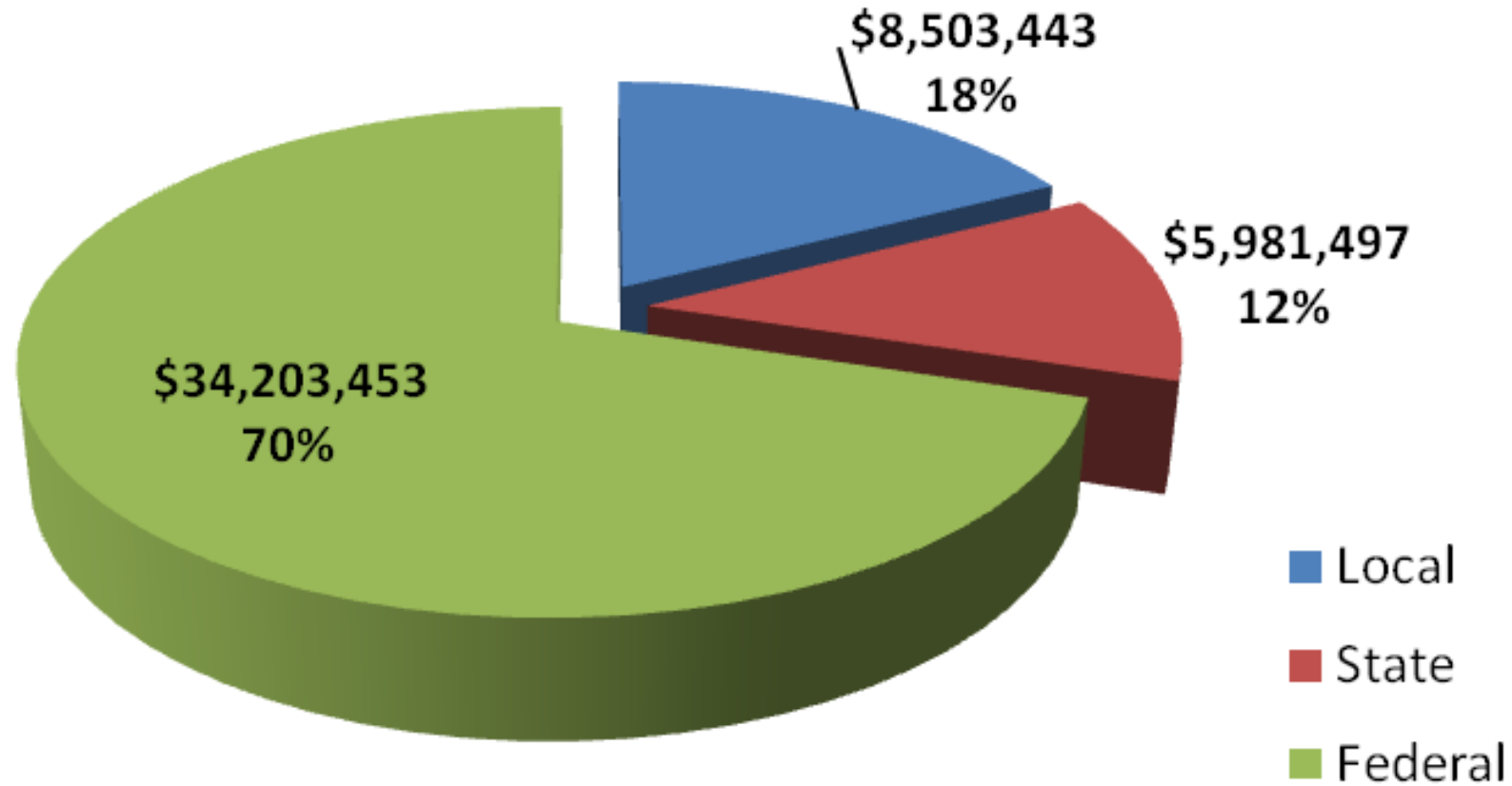
- Dellanera
- Historic Seawall
- Babe's Beach





Summary Table of 2015 -2017 Beach Nourishment Program				
	Cost	Volume (yds.3)	\$/yd3	Length (ft.)
Dellanera	4,986,720	113,000	\$44.13	2,100
Babe's Beach	23,515,358	629,188	10.60	4,980
10 th – 61 st Seawall	19,586,315	1,000,000	16.74	19,483
Total	\$48,088,393	1,742,188		26,563


2015- 2017 Beach Nourishment Efforts




*\$5 to \$1 return on local funding

Babe's Beach

Location:	West of 61st Street along Seawall Blvd.	
Length:	4,980LF	
Volume:	629,188 cu/yds. Density: 126.3cu/yd. LF	
Timing:	Construction 09/2015 to 11/15/2015	
Budget:	Total Budget	\$22,993,050.00
	Beach Placement	\$ 8,039,192.80
Cost cu/yd:	\$10.60	
Contractor:	Great Lakes Dredge and Dock	






\$1.7 BILLION

Total Visitor Economy Impact on Galveston Island in 2023



\$1.3B

Visitor
Spending



\$1.7B

Total
Economic
Impact



12,541

Total
Jobs
Generated

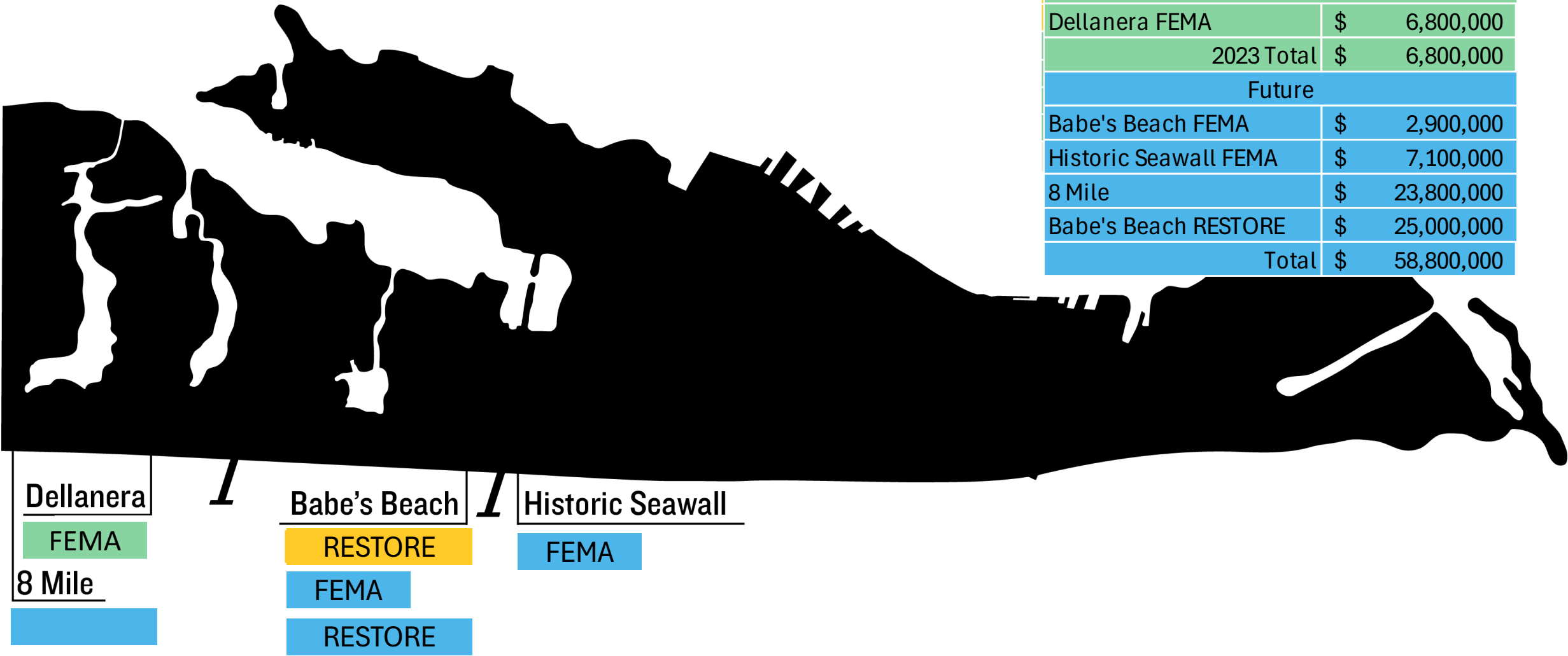


\$126M

State & Local
Taxes
Generated

Beach Nourishment

2021-2023 and beyond...



2021	
Babe's Beach RESTORE	\$ 25,800,000
2021 Total	\$ 25,800,000
2023	
Dellanera FEMA	\$ 6,800,000
2023 Total	\$ 6,800,000
Future	
Babe's Beach FEMA	\$ 2,900,000
Historic Seawall FEMA	\$ 7,100,000
8 Mile	\$ 23,800,000
Babe's Beach RESTORE	\$ 25,000,000
Total	\$ 58,800,000



Thank you!