

CORPUS CHRISTI SHIP CHANNEL CHANNEL IMPROVEMENT PROJECT

USACE Galveston District Winter Stakeholder Partnering Forum

Daniel J. Koesema, P.E., CFM | Chief of Channel Development, Port Corpus Christi



February 13, 2020

The **Energy** Port of the Americas

- Independent political subdivision of the State of Texas, governed by seven commissioners
- Large industrial energy hub & gateway to global markets
- A landowner, a land developer and a landlord
- World class facilities
- Multimodal connectivity



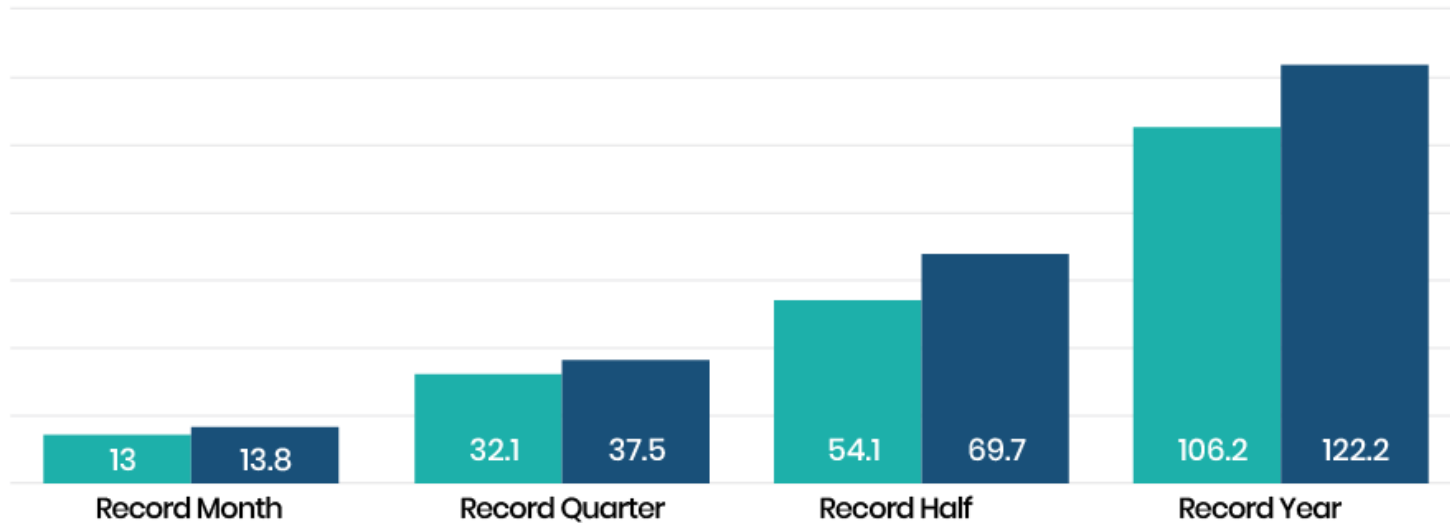
Theo T (Dec. 31, 2015)





Record Tonnage Highlights

	Prior Record	Current Record	% Increase
Best Month	13.0M Tons (Oct 2019)	13.8M Tons (Dec 2019)	6.15% ↑
Best Quarter	32.1M Tons (Q3 2019)	37.5M Tons (Q4 2019)	16.82% ↑
Best Half	54.1M Tons (2nd Half 2018)	69.7M Tons (2nd Half 2019)	28.84% ↑
Best Year	106.2M Tons (2018)	122.2M Tons (2019)	15.07% ↑



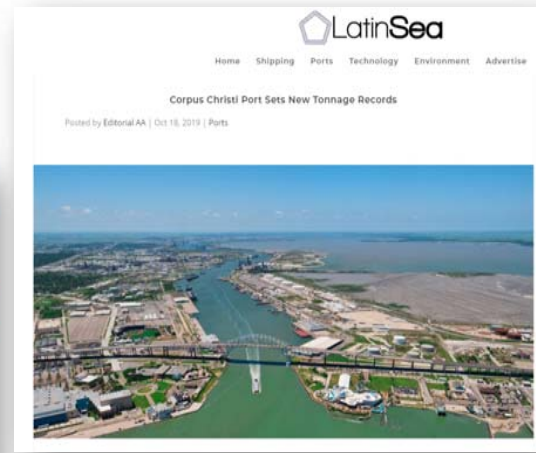
2019: Port of Corpus Christi Set Four Tonnage Records, Making Headlines World-Wide



Sea News Global Maritime News



Dredging Today



LatinSea Maritime News

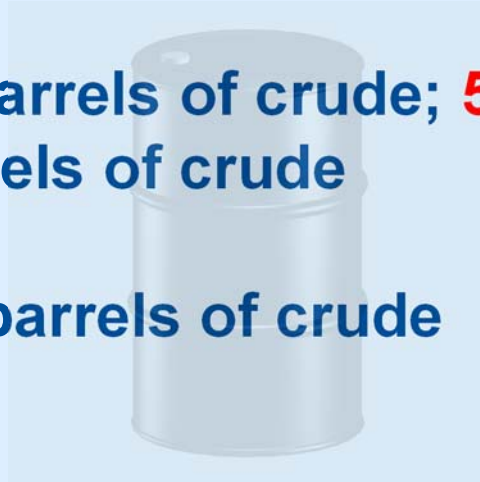


Turkish Maritime



Record-breaking Tonnage in 2019

- **122M** short tons, **403M** barrels of crude shipments (full-year projection)
- **278M** export barrels of crude; **56M** domestic outbound barrels of crude
- **69M** inbound barrels of crude

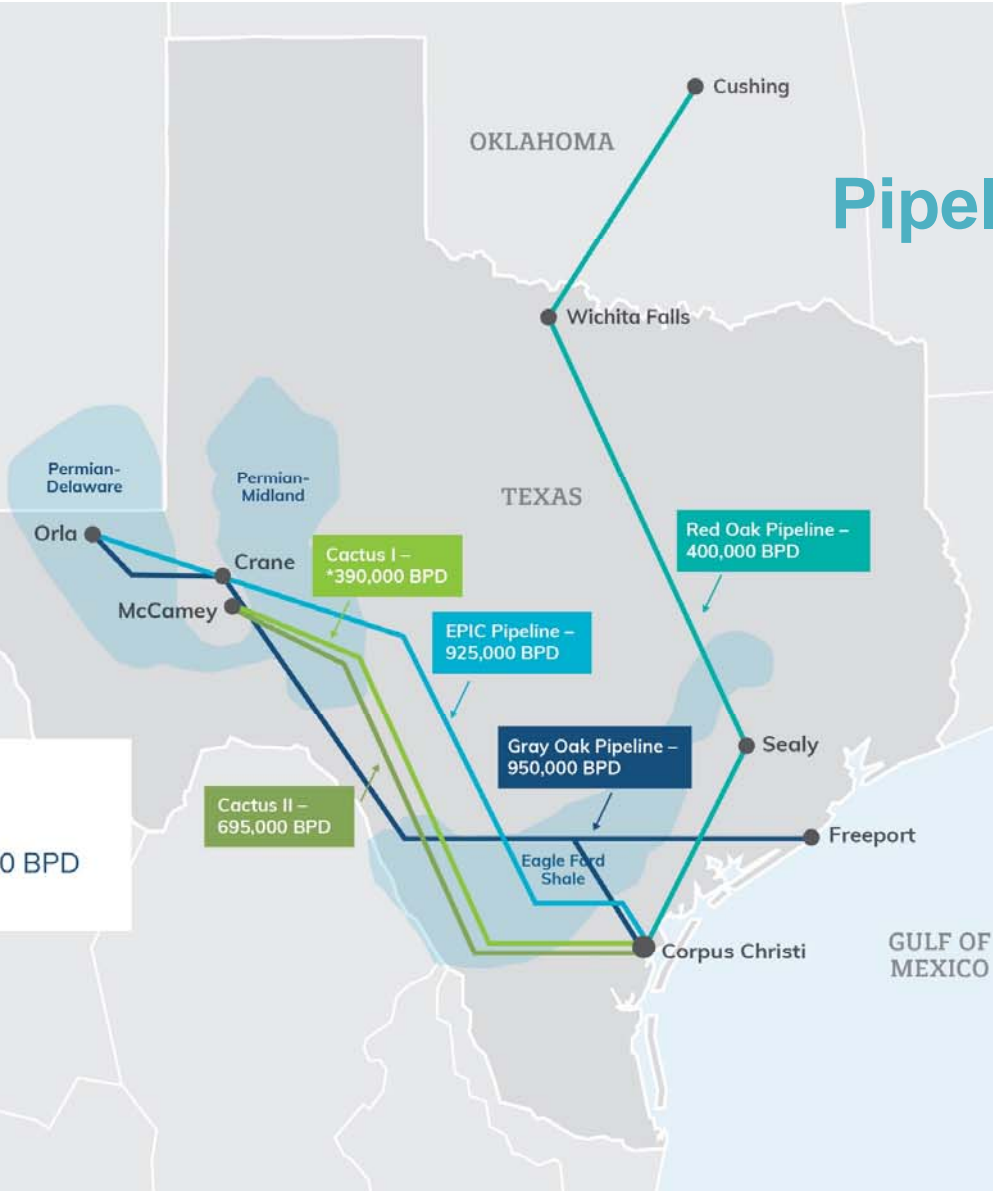


\$50B+ per year

Goods Value

Pipeline Capacity

Total New Pipeline Capacity
Permian Basin - 2.7 million BPD
Cushing to Corpus Christi - 400,000 BPD
*Upgraded from 310,000 BPD to 390,000 BPD



\$54 Billion Capital Investments (\$12 Billion Foreign Direct Investments)

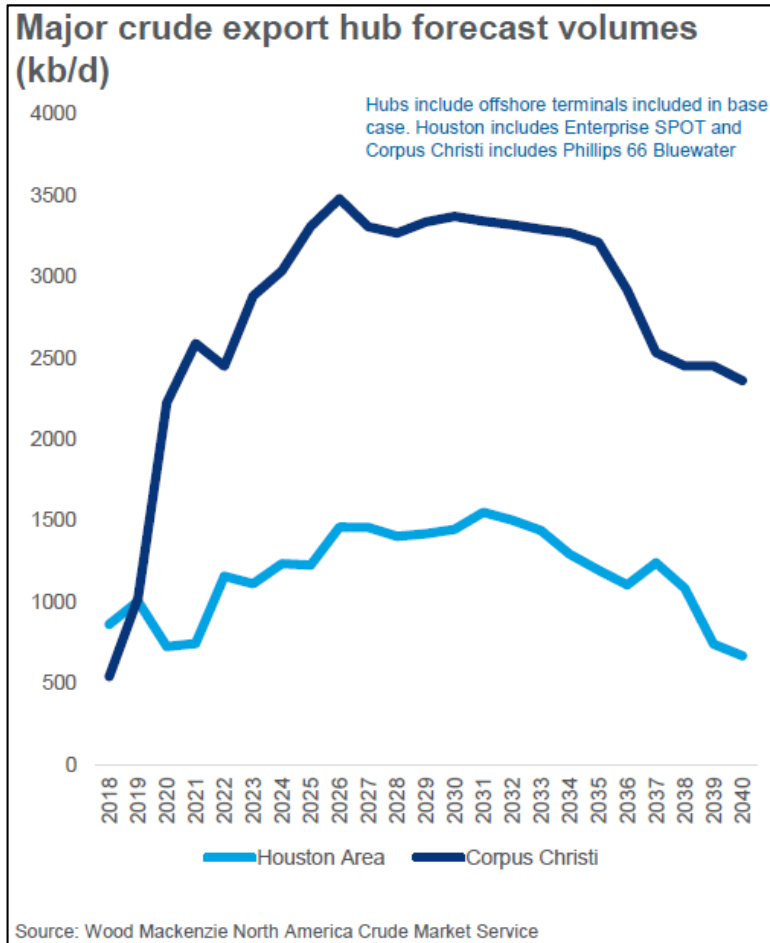


If the Coastal Bend were a state, it would rank 7th in Industrial Investments

State	Projects	Total CapEx (Millions)
1. Louisiana	1649	\$257,805
2. Texas	6073	\$230,223
3. Pennsylvania	2982	\$83,287
4. Ohio	4943	\$78,696
5. Alaska	28	\$68,791
6. Michigan	2370	\$67,918
7. Georgia	2670	\$52,201
8. Tennessee	1845	\$51,074
9. New York	1679	\$47,439
10. Louisiana	1649	\$257,805

← PCCA = \$54B

Projected Crude Export Growth



**5M
barrels**

Projected crude oil per day expected to flow through Corpus Christi at peak

2026

Corpus Christi is projected to reach 3.5 million b/d peak crude exports



**>60
percent**

Estimated percentage of total U.S. crude exports for which Corpus Christi will account

+268

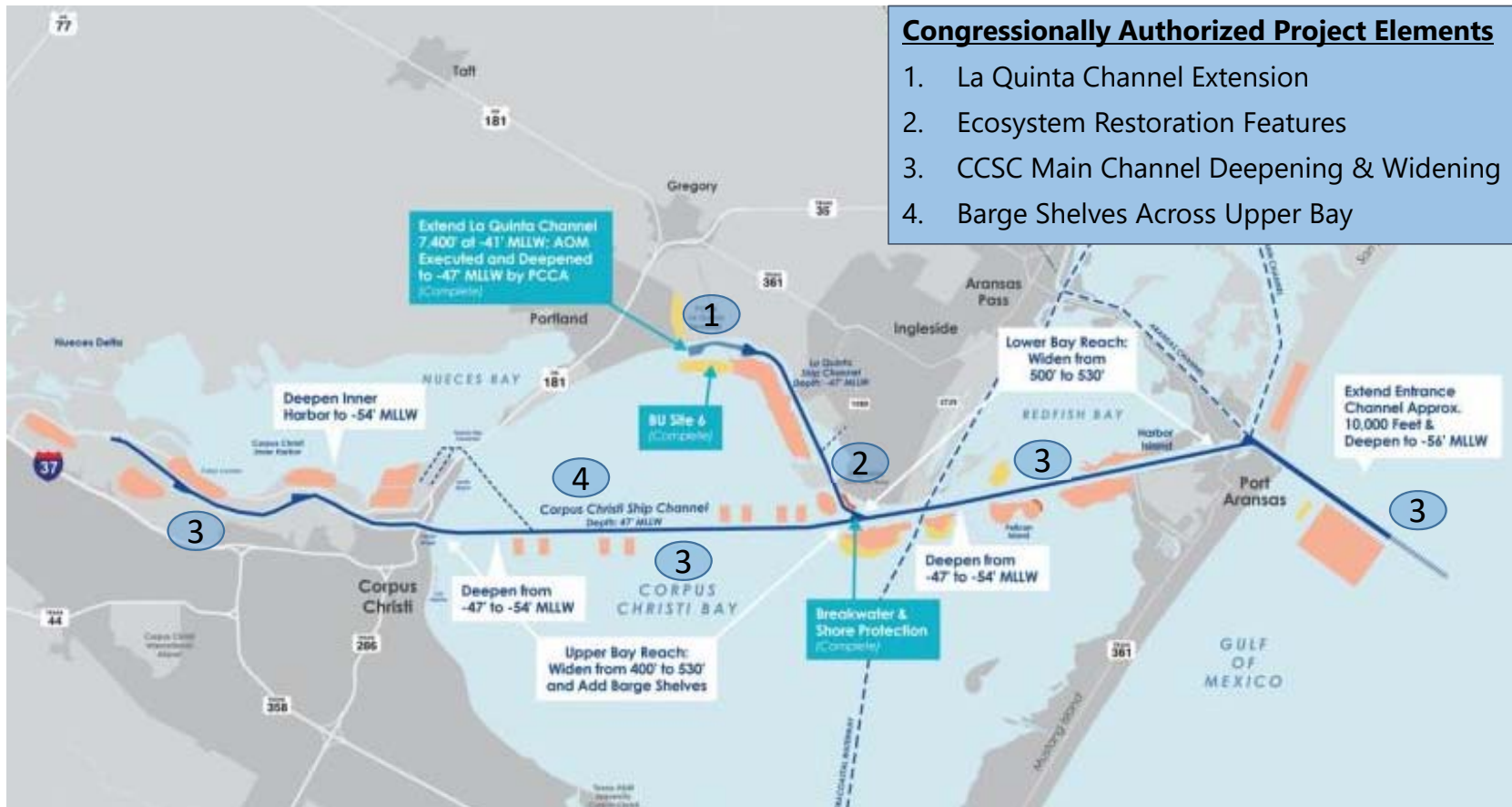
percent

Expected increase in crude export capacity in Corpus Christi from 2019 to 2023



Corpus Christi Ship Channel Improvement Project

Project Overview



Channel Improvement Project Funding and Project Costs

\$369.9M

Federal cost share

\$174.3M

PCCA cost share



\$148M

Federal funding
secured to date

\$141M

PCCA funding
provided to USACE
to date

\$544.2M


**Current Projected
Total Cost for CIP***

*Preliminary; projected to increase
as USACE moves forward with
project lettings.






PORT CORPUS CHRISTI
STAY CONNECTED




Facebook

[Facebook.com/PortCorpusChristi](https://www.facebook.com/PortCorpusChristi)



Twitter

[@POCCAport](https://twitter.com/POCCAport)



LinkedIn

[PortCorpusChristi](https://www.linkedin.com/company/PortCorpusChristi)

PortofCC.com